















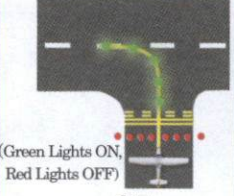








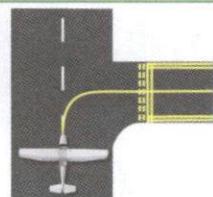
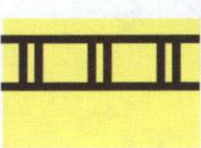

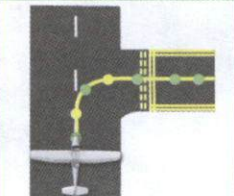

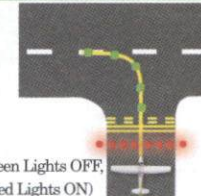

Airport Signs & Markings Quiz

↓ For answers go to ↓
<http://runwaysafety.faa.gov>

Start Here →

Place the number(s) of each sign or marking matching the description in the description box.
 (Each sign or marking may be used once, more than once, or not at all.)

- A. Indicates you are approaching a runway
- B. Shows places you should not taxi an aircraft
- C. Indicates you do, or may, need ATC approval to cross
- D. Tells you the runway or taxiway you are on
- E. Sign giving you directions to a runway, taxiway, or other airport destination
- F. Indicates you're about to enter an area that could cause interference with an ILS signal
- G. Helps you find your way off a runway
- H. Confirms you are cleared onto a runway (tower-controlled airport)
- I. Used to indicate you're about to cross a runway approach or departure path
- J. Tells you where you should hold short of a crossing taxiway

					
1	2	3	4	5	6
					
7	8	9	10	11	12
					
13	14	15 <small>(Green Lights ON, Red Lights OFF)</small>	16	17	18
					
19	20	21	22	23	24
					
25	26	27 <small>(Green Lights OFF, Red Lights ON)</small>	28	29	30